

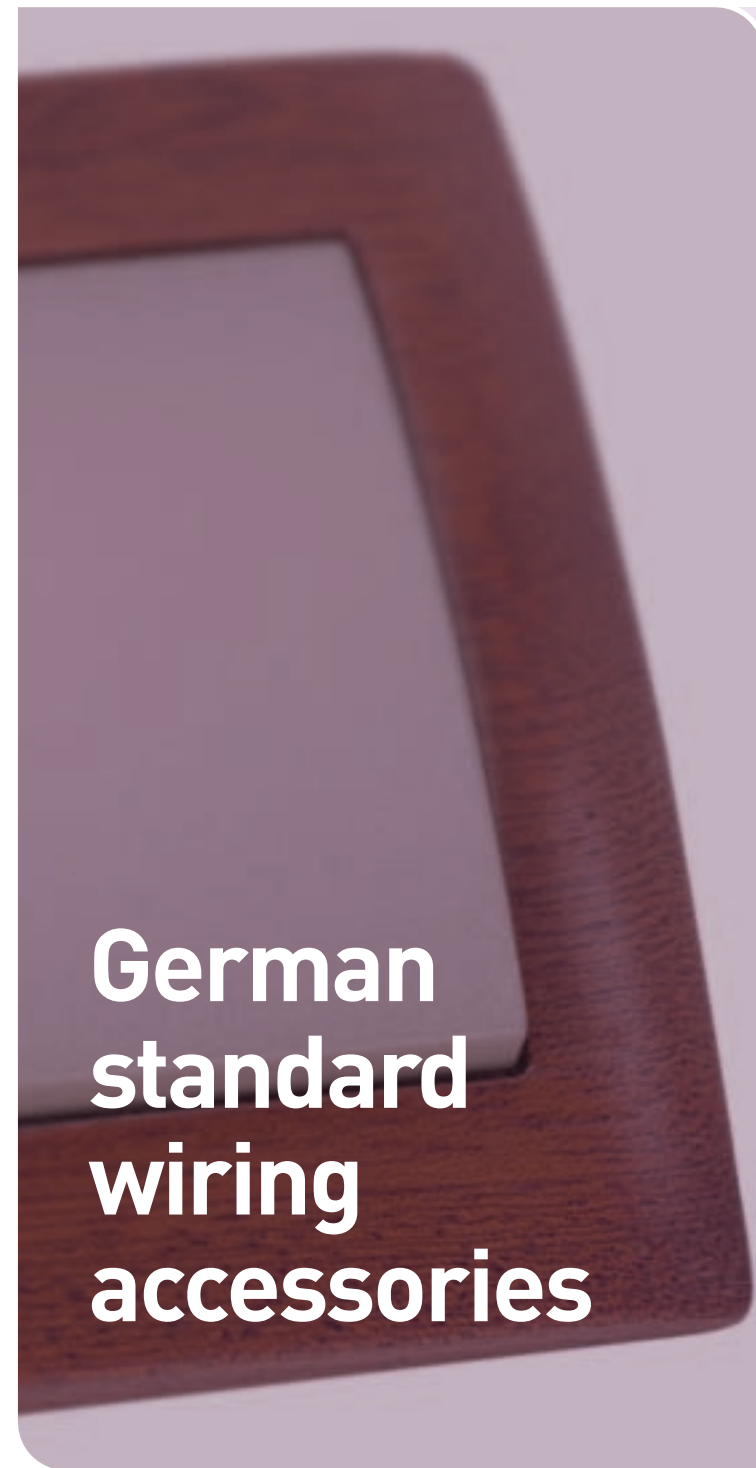


CATALOGUE

2007-2008

PRODUCTS AND SYSTEMS  
FOR ELECTRICAL INSTALLATIONS  
AND INFORMATION NETWORKS





German  
standard  
wiring  
accessories

Galea™ Life	<b>P. 530</b> NEW <b>In One by Legrand</b> lighting control mechanisms	<b>P. 531</b> Switches	<b>P. 533</b> NEW <b>In One by Legrand</b> and rotary control dimmers	<b>P. 535</b> NEW <b>In One by Legrand</b> and standard roller blind controllers	<b>P. 537</b> NEW <b>In One by Legrand</b> and standard thermostats
	<b>P. 538</b> Safety and access control functions	<b>P. 539</b> Sound distribution system	<b>P. 541</b> Telephone and data sockets	<b>P. 542</b> Television sockets	<b>P. 543</b> Socket outlets
	<b>P. 544</b> IP 44 functions	<b>P. 545</b> Galea life NEW <b>In One by Legrand</b> selection chart for cover plates	<b>P. 546</b> Galea life selection chart for cover plates	<b>P. 552</b> Galea life selection chart for frames	
Galea™ Creo™	<b>P. 555</b> Galea selection chart for mechanisms and cover plates	<b>P. 557</b> Galea selection chart for frames	<b>P. 558</b> Creo selection chart for mechanisms and cover plates	<b>P. 561</b> Creo selection chart for frames	
Valena™ Suno™ Cariva™	<b>P. 564</b> NEW Valena mechanisms white, ivory and aluminium	<b>P. 574</b> Valena selection chart for frames	<b>P. 577</b> Suno mechanisms white and cream	<b>P. 581</b> Cariva independent mechanisms white and ivory	<b>P. 584</b> Cariva complete mechanisms white and ivory
Batibox™	<b>P. 588</b> NEW Batibox, flush-mounting boxes for dry partition	<b>P. 590</b> NEW Batibox flush-mounting boxes for masonry	<b>P. 592</b> NEW Batibox multi-material flush-mounting boxes	<b>P. 594</b> NEW Batibox flush-mounting boxes for concrete	<b>P. 597</b> Selection chart for boxes: German standard wiring devices



Galea Life  
(p. 530)

New in 2007




Valena  
aluminium  
(p. 564)



Cariva  
(p. 581)




**Galea Life is the new range of wiring accessories created by Legrand: modern but timeless, and offering a variety of attractive materials and colours to suit every customer's wish**



# Galea™ Life

## Design and Technology with a Human Touch

### > New design, proven technology



Clear contours and colours to suit every decor and lifestyle frameplates, rockers can be combined at will enabling your customers to assemble wholly personal variations

Five standard rockers form the basis of multiple design variety in this range: 18 standard frameplates and 8 colours available on request



Design  
Award  
Winner  
2000

Behind the attractive exterior of Galea Life we find the renowned PRO 21 mechanism, which was awarded the IF Design Prize. Offer your customers a brand-new range while ensuring familiar installation quality standards

### > Not just pretty, but smart!



But of course there is more to life than just design. This is why Legrand's new wiring accessory range offers a new answer to growing demands for comfort, safety and communication





# Galea™ Life: nature and technology combined

## NATURE



White



Dark Bronze

## FULL METAL



Chrome/Soft Aluminium



Magic Red/Soft Aluminium

## GENUINE WOOD



Maple/Soft Aluminium

## CORIAN®



CORIAN® Cocoa Brown/  
Dark Bronze

## GENUINE LEATHER



Leather Club/Dark Bronze



Pearl



Soft Aluminium



Brushed Aluminium/  
Soft Aluminium



Magic Green/  
Soft Aluminium



Cherry Wood/Titanium



CORIAN® Everest/Pearl



Leather Havana/Pearl



Titanium



Black Nickel/Soft  
Aluminium


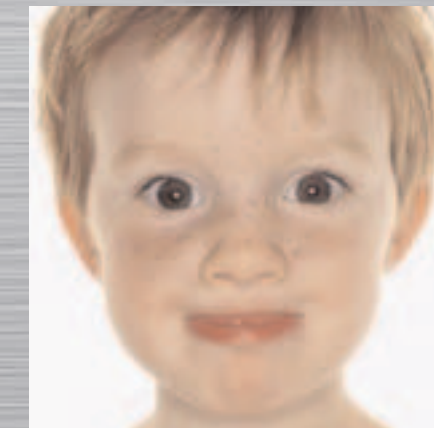




Magic Blue/  
Soft Aluminium



Mahogany/Dark Bronze

Minimal storage space for maximum choice:  
5 colours of rockers x 18 frame plates =  
endless possibilities



**Galea™ Life**  
lighting control mechanisms



7756 33 Aluminium finish



7756 32 Aluminium finish



7756 36 Aluminium finish



7756 40 Aluminium finish



7756 16 Aluminium finish

Selection charts: cover plates (p. 545), frames (p. 552-553)

Mechanisms with metal support, claws or screw mounting and supplied without cover plate

Pack	Cat.Nos	<b>In One by Legrand</b> PLC/IR switches - 230 V~ 50/60 Hz
1	7756 33	<p>On/Off/ functions of the associated load Compatible with all type of loads Double function: transmitter-receiver As transmitter, can control other PLC switches of the same installation (On/Off functions) As receiver executes the orders received from other PLC/IR switches or from any scenario controller (p. 430-434) 3 wire connection with neutral, Box: min. 40 mm deep Maximum loads (p. 415)</p> <p><b>PLC/IR switches</b></p> <p> One-way switch 1 x 2500 W</p>
1	7756 32	<p> Two-gang switch 2x 1000 W</p>
1	7756 35	<p><b>PLC/IR switches with indicator</b> Supplied with blue colour lamp, Lamp on = switch on</p> <p> One-way switch 1 x 2500 W</p>
1	7756 34	<p> Two-gang one way switch 2x 1000 W</p>

Available 2008

Pack	Cat.Nos	<b>In One by Legrand</b> RF switch - 230 V~ 50/60 Hz
1	7756 36	<p><b>Switch without neutral RF</b> On/Off/ functions of the associated load As receiver can execute the orders received from RF scenario controllers (p. 432-434) Can participate to a maximum of 16 scenarios (receiver) 2 wire connection Maximum loads (p. 419) Box: min. 40 mm deep</p>

Pack	Cat.Nos	<b>In One by Legrand</b> PLC/IR flush mounting controller - 230 V~ 50/60 Hz
1	7756 40	<p><b>Lighting scenario controller - PLC transmitter / IR receiver</b>  Can control 4 lighting scenarios 2 dedicated keys for ON/OFF and dimming +/- functions 2 unassigned keys, allowing the control of a lights'group (On/Off) or of two scenarios Increase light level: long press on the upper button (marked with +) Decrease light level: long press on the lower button (marked with -) 2 wire connection - phase and neutral 230 V~ ; Box: min. 40 mm deep</p>
1	7756 16	<p><b>In One by Legrand</b> RF controller</p> <p><b>Lighting scenario controller - transmitter RF</b>  Can control 4 lighting scenarios 2 dedicated keys for ON/OFF and dimming +/- functions 2 unassigned keys, allowing the control of a lights'group (On/Off) or of two scenarios Increase light level: long press on the upper button (marked with +) Decrease light level: long press on the lower button (marked with -) 1 lithium battery 3V CR 2032 Direct installation onto the wall without flush-mounting box</p>

**Mobile scenario controllers** (p. 430-432)

**Other scenario controllers** (p. 434)

**Mobile switched sockets** (p. 416)

**NEW**

**Galea™ Life**  
lighting control mechanisms



7758 06 Aluminium finish



7758 20 Aluminium finish



7758 05 Aluminium finish

Selection charts: cover plates (p. 546 to 551), plates (p. 552-553)

Mechanisms with metal support, claw or screw mounting and supplied without cover plate

Pack	Cat.Nos	Switches 10 AX - 250 V~
10	7758 01	Switch
10	7756 00	Illuminated switch <sup>(1)</sup>
10	7756 01	Indicator switch with neutral <sup>(2)</sup>
10	7758 06	Two-way switch
10	7756 02	Illuminated two-way switch <sup>(1)</sup>
10	7758 20	Two-way indicator switch with neutral <sup>(2)</sup>
10	7758 07	Intermediate switch
1	7758 27	Illuminated intermediate switch <sup>(1)</sup>
10	7758 02	2-pole switch
10	7758 22	2-pole switch with indicator, with neutral <sup>(2)</sup>
10	7758 03	3-pole switch 400 V
10	7758 05	2-gang one-way switch
1	7758 25	Illuminated 2-gang one-way switch in both circuits <sup>(3)</sup>
10	7758 45	2-gang one-way indicator switch with neutral - 1 circuit <sup>(2)</sup>

Pack	Cat.Nos	Switches 10 AX - 250 V~ (continued)
10	7758 08	2-gang two-way switch
10	7756 08	Illuminated 2-gang two-way switch <sup>(3)</sup>
10	7758 69	2-gang one-way indicator in both circuits <sup>(2)</sup>

Pack	Cat.Nos	Switches 16 A - 250 V~
10	7756 04	Switch
10	7756 05	2-pole switch
10	7756 06	Two-way switch
10	7756 09	Illuminated two-way switch <sup>(1)</sup>
10	7756 81	2-pole indicator switch <sup>(2)</sup>

(1) Equipped with a 0.5 mA green lamp Cat.No 7758 97  
 (2) Equipped with a 1.0 mA orange lamp Cat.No 7758 98  
 (3) Equipped with two 0.5 mA green lamps Cat.No 7758 98

# Galea™ Life

## lighting and ventilation control mechanisms (continued)



7758 19 Pearl finish



7758 50 Dark bronze finish



7759 58 Aluminium finish



Selection charts: cover plates (p. 546 to 551), plates (p. 552-553)

Mechanisms with metal support, claw or screw mounting and supplied without cover plate

### Pull-cord control devices - 250 V~

Pack	Cat.Nos	
1	7758 09	Switch 6 AX
1	7758 19	Changeover push-button 10 A
10	898 05	Cord, length 1.5 m

### Push-buttons 10 A - 250 V~

10	7758 11	Push-button
10	7758 13	Illuminated push-button <sup>(1)</sup>
10	7758 16	Changeover push-button
1	7758 18	2-gang changeover push-button
10	7758 46	Illuminated changeover push-button with neutral <sup>(1)</sup>
10	7758 17	Illuminated changeover push-button with potential free contact For use with buzzer Cat.Nos 7757 09/10 8/12 V <sup>(2)</sup>
1	7758 10	Changeover push-button + two-way switch
10	7758 44	Illuminated push-button round shape

### Time switches

Pack	Cat.Nos	
1	7759 62	Screw mounting only Time switch with mechanical adjustment from 0 to 15 minutes 16 A - 250 V~ For lighting, ventilation or heating
1	7759 64	Time switch with mechanical adjustment from 0 to 120 minutes 16 A 250 V~ For heating and ventilation

### Key switch

1	7758 50	Screw mounting only Key switch with DIN mechanism 16 A - 250 V
---	---------	--

### Ventilation control devices

1	7759 57	Screw mounting only 3-position (2-1-3) rotary control knob 20 A - 250 V~ Angle of rotation 60° (1p)
1	7759 58	4-position rotary control knob (0-1-2-3) 20 A - 250 V~ Angle of rotation 45° (1P+N)
1	7759 59	2-position (0-1) rotary control knob 32 A - 250 V~ Angle of rotation 60° (2P)

(1) Equipped with a 1.0 mA green lamp Cat.No 7758 90  
(2) Equipped with a 1.0 mA orange lamp Cat.No 7758 98



**NEW**

# Galea™ Life

lighting control mechanisms (continued)



7756 37 Aluminium finish



7756 54 Titanium finish



7756 52 Dark Bronze finish

Selection charts: In One by Legrand cover plates (p. 545), standard cover plates (p. 546 to 551), frames (p. 552-553)

Mechanisms with metal support, claw or screw mounting and supplied without cover plate

Pack	Cat.Nos	In One by Legrand
		<b>PLC/IR switch dimmers - 230 V~ 50/60 Hz</b>
		On/Off/Dimming functions of the associated load Auto regulation against overloads Adjustable lighting level. Soft extinction Double function: transmitter-receiver As transmitter, can control other PLC switches of the same installation (On/Off functions) As receiver executes the orders received from other PLC / IR switches (On/Off functions) or from any scenario controller (On/Off/Dimming functions) (p. 430-434) 3 wire connection with neutral, Box: min. 40 mm deep Maximum loads (p. 415)
1	7756 37	 <b>PLC/IR switch Dimmer</b> 300 W / 300 VA For incandescent and halogen lamps 230 V~ and ELV with electronic or ferromagnetic transformer
1	7756 49	 <b>PLC/IR switch Dimmer with state indicator</b> Blue LEDs bargraph showing the light level Red LEDs indicating a possible fault on the load 300 W - multi load
1	7756 38	 600 W - for incandescent and halogen lamps 230 V~ and ELV with ferromagnetic transformer

Available September 2007

Pack	Cat.Nos	In One by Legrand
		<b>RF switch dimmers - 230 V~ 50/60 Hz</b>
		On/Off/Dimming/Preset levels functions of the connected load Electronic protection against short-circuit or overload Adjustable lighting level Soft extinction As receiver executes the orders On/Off/Preset levels received from RF scenario controllers (p. 434) or On/Off/Dimming/Preset levels received from lighting scenario controllers 7756 16 and 7756 40 2 wire connection, Maximum loads (p. 419) Box: min. 40 mm deep
1	7756 42	 <b>RF switch dimmer</b> 300 W Compatible with incandescent and halogen lamps 230 V~ and ELV with electronic or ferromagnetic transformer
1	7756 43	 <b>RF switch dimmer with state indicator</b> 600 W For incandescent and halogen lamps 230 V~ and ELV with ferromagnetic transformer Blue LEDs bargraph showing the light level Red led indicating a possible fault on the load

Available September 2007

Pack	Cat.Nos	Rotary control dimmers 230 V~ 50 Hz
1	7756 54	 <b>400 W dimmer</b> 40 to 400 W For incandescent and halogen lamps 230 V~ and ELV with ferromagnetic transformer
1	7759 03	 <b>420 W dimmer</b> For incandescent lamps and halogen lamps 230 V~ and ELV with electronic transformer
1	7759 10	 <b>1 000 W dimmer</b> 100 to 1000 W for incandescent and halogen lamps 230 V 100 to 1000 VA for ELV halogen with ferromagnetic transformer and compensator (Cat.No 401 39) Cannot be used in multigang assemblies
1	7759 01	 <b>1-10 V electronic potentiometer</b> For fluorescent lights with 1-10 V dimmable balast
		<b>Push-button dimmers</b>
1	7756 52	 <b>400 W dimmer for all type of loads</b> With an on/off button and a separate +/- button for dimming Maximum load: 40 to 400 W incandescent and 230 V~ halogen lamps 40 to 400 VA ELV halogen lamps with ferromagnetic or electronic transformer Can be remotely controlled via non-illuminated push-button or two way switch
1	7756 53	 <b>600 W dimmer</b> With an on/off button and a separate +/- button for dimming Maximum load: 40 to 600 W incandescent and 230 V~ halogen lamps 40 to 600 VA ELV halogen lamps with ferromagnetic or electronic transformer

**Mobile switched dimmer sockets** (p. 416)

**Mobile scenario controllers** (p. 430-432)

**Other scenario controllers** (p. 434)

**Galea™ Life**  
lighting control mechanisms (continued)



7756 21 Aluminium finish



7756 55 Pearl finish



7756 57 Aluminium finish

Selection charts: *In One by Legrand cover plates* (p. 545), *standard cover plates* (p. 546 to 551), *frames* (p. 552-553)

Mechanisms with metal support, claw or screw mounting and supplied without cover plate

Pack	Cat.Nos	<b>In One by Legrand</b>	Pack	Cat.Nos	<b>3-wire automatic switches</b>
1	7756 21	<p><b>PLC automatic switch - 230 V~ 50/60 Hz</b></p> <p>Double function: transmitter-receiver IR movement detection Luminosity threshold: 3 to 1 000 lux Temporization: 1 s to 16 min. Detection range: 3 to 10 m Horizontal angle: 180° Automatic control or manual override by direct action on the local buttons As transmitter, can control other PLC switches of the same installation As receiver, can execute the orders received from other PLC/IR switches or from any scenario controller (p. 430-434) 3 wire connection, with neutral Box: min. 40 mm deep Maximum load</p>	1	7756 57	<p><b>1 000 W</b></p> <p>With override 1 000 W incandescent and 230 V~ halogen lamps 500 VA halogen lamps with electronic or ferromagnetic transformer 500 VA fluorescent tubes and compact lamps 100 VA fans Detection range: max. 10 m Horizontal detection angle: 180° Adjustable detection sensitivity Luminosity threshold: 3 to 1 000 lux Temporization: 1 s to 16 min. Manual remote control possible with normally closed push-button</p>
1	7756 55	<p><b>2-wire automatic switches</b></p> <p><b>300 W</b></p> <p>40 to 300 W incandescent and 230 V~ halogen lamps Luminosity threshold: 3 to 1 000 lux Temporization: 1 s to 6 min. Horizontal detection angle: 130 ° For installation in place of a 1-gang switch with no additional wiring</p>	1	493 33	<p><b>3-wire ceiling motion sensor 1 000 W 230 V~ 50 Hz</b></p> <p>For use in corridors, toilets, offices, etc Maximum load: 1 000 W incandescent and 230 V halogen lamps 500 VA ELV halogen lamps Angle of detection 360° Detection area on ground Ø3.7 m if mounted at 2,4 m height Time delay from 1 s to 6 min. Luminosity threshold: 3 to 1 000 lux</p>
1	7756 56	<p><b>400 W</b></p> <p>With override 40 to 400 W incandescent and 230 V~ halogen lamps 40 to 400 VA ELV halogen lamps via ferromagnetic or electronic transformer For installation in a place of a 1-gang switch with no additional wiring Detection range between 3 and 10 m Horizontal detection angle: 180° Luminosity threshold: 3 to 1 000 lux Temporization: 1 s to 16 min.</p>			<p><b>Mobile scenario controllers</b> (p. 430-432)</p> <p><b>Other scenario controllers</b> (p. 434)</p>



**NEW**

# Galea™ Life

roller blinds control



7756 22 Aluminium finish



7756 27 Aluminium finish



036 03



Selection charts: *In One by Legrand* cover plates (p. 545), standard cover plates (p. 546 to 551), frames (p. 552-553)

Mechanisms with metal support, clip or screw mounting and supplied without cover plate

Pack	Cat.Nos	<b>In One by Legrand</b>	<b>RF roller blinds controllers</b>
		<b>PLC/IR roller blinds controllers</b>	
		<b>Individual roller blinds controllers</b> Up/Stop/Down control for 230 V~ roller blinds motors Double function: transmitter-receiver Roller blinds orientation by long press As transmitter, can control other PLC roller blinds controls of the same installation As receiver can execute the orders received from other PLC/IR switches (Up/Down functions), from individual or general roller blinds controls or from corresponding scenario controllers (p. 430-434) Maximum load: 1 x 500 VA, 230 V~ Box: min. 50 mm deep	<b>Individual roller blinds controller - receiver</b> Up/Stop/Down control for 230 V~ roller blinds motors As receiver can execute the orders received from other RF switches (Up/Down functions), from general RF roller blinds controls or from corresponding RF scenario controllers (p. 432-434) Maximum load: 1 x 500 VA, 230 V~
1	7756 22	Individual roller blinds controller	1  Individual roller blinds controller Box: min. 50 mm deep
1	7756 23	Individual roller blinds controller with preset levels	
1	7756 24	Individual roller blinds controller with wind/sun safety kit manual override button	
		<b>General roller blinds controller - transmitter</b> Up/Stop/Down functions for simultaneous action of a group of individual roller blinds controllers Two auxiliary inputs for up and down control 2 wire connection Box: min. 40 mm deep	<b>General roller blinds controller - transmitter</b> Up/Stop/Down functions for simultaneous action of a group of RF individual roller blinds controllers 1 lithium battery 3V CR 2032 supplied
1	7756 25	General roller blinds controller	1  General roller blinds controller - transmitter Direct installation onto the wall, without flush-mounting box
1	7756 26	General roller blinds controller with action indicator	
		<b>Accessories</b>	
1	4 modules 036 03	<b>Wind/sun safety kit</b> The kit is containing an outdoor sensor and a control module to be installed in the panel board Wind and sun security system Allows the automatic control of the roller blinds in case of high speed wind or excessive luminosity The outdoor sensor measures the light level and the wind speed and sends the information by radio to the control module Without wire or battery (self charging) Adjustable luminosity threshold and safety level (wind speed between 7 and 80 km/h)	

**Mobile scenario controllers** (p. 430-432)

**Other scenario controllers** (p. 434)

# Galea™ Life

## roller blind controls



7758 04 Titanium finish



7756 83 Aluminium finish






7756 97 Aluminium finish



Selection charts: cover plates (p. 546 to 551), plates (p. 552-553)

Mechanisms with metal support, claw or screw mounting and supplied without cover plate

Pack	Cat.Nos	Mechanical roller blinds controls 10 A 250 V	Pack	Cat.Nos	Mechanical roller blinds controls 10 A 250 V (continued)
1	7758 04	<b>2-gang roller blinds switch</b>  For direct control of a motor with mechanical stop	1	7758 88	 <b>Single DIN key</b> DIN key with numbers
1	7758 14	<b>2-gang roller blinds push-button</b>  For direct control of a motor with electrical stop	1	7758 89	
1/10	7759 60	<b>Single pole roller blinds switch with DIN key</b>  2-position roller blinds control Operation: 20° for push-button, 45° for switch. Key can be removed in central position	1	7756 83	<b>Roller blind control for SOMFY motors</b>  Individual radio roller blinds control Enables remote control of roller blinds compatible with Somfy RTS Radio transmission of up, down and stop orders to the RTS motor Range: 50 m in open field Operates with 1 lithium battery 3 V, CR 2032 type For direct fixing on wall in the chosen spot, without flush box
1/10	7759 61	<b>2-pole two-way key switch (central control)</b>  With DIN key			
1	7758 53	<b>Roller blinds rotary control knob</b>  2-position push-button/switch, 2 poles Angle of rotation: 30° (push-button), 90° (inter) for each command (up/down)			<b>Roller blinds controls 230 V - 3 A 50/60 Hz</b> Screw mounting For controlling electric roller blind (daily programme by setting "up" and "down" switch handles with 15 min. intervals In Off position the programme is stopped
1/10	7757 52	<b>Roller blinds switch with key</b> Roller blinds control supplied with RONIS 601 key 3-position (1-0-2) push-button, 2-pole Angle of rotation 90°	1	7757 46	
1/10	7757 53	White cover	1	7756 96	
1/10	7757 54	Dark Bronze cover	1	7756 97	
1/10	7757 55	Aluminium cover	1	7756 98	
1/10	7757 56	Titanium cover	1	7756 99	
1/10	7757 56	Pearl cover	1	7757 49	<b>Relay for roller blinds</b>  Awning control in parallel with a control unit and/or an additional local control Permissible load: 2 x 750 VA Consumption: 1 W Max. pilot wire length: 50 metres Terminal capacity: 2.5 mm Dimensions: 49 x 46.4 x 25.8 mm Can be mounted in a Ø60 mm flush-mounting box
1/10	7755 52	<b>Roller blinds push-button with key</b> Roller blinds control supplied with RONIS 601 key 3-position (1-0-2) push-button, 2-pole Key can be removed in central position only Angle of rotation 45°			
1/10	7755 53	White cover			
1/10	7755 53	Dark Bronze cover			
1/10	7755 54	Aluminium cover			
1/10	7755 55	Titanium cover			
1/10	7755 56	Pearl cover			
1/10	7755 58	<b>Roller blinds switch with key</b> Switch + push-button, 2-pole Roller blinds control supplied with RONIS 601 key With 2 positions (0-1) Key can be removed in position 0 and 1			
1/10	7755 58	White cover			
1/10	7755 59	Dark Bronze cover			
1/10	7755 60	Aluminium cover			
1/10	7755 61	Titanium cover			
1/10	7755 62	Pearl cover			

**NEW**

**Galea™ Life**  
thermostats



7713 94 Aluminium finish



7756 51 Aluminium finish



7756 86 Titanium finish



7756 87 Pearl finish

Selection charts: In One by Legrand cover plates (p. 545), standard cover plates (p. 546 to 551), frames (p. 552-553)

Mechanisms with metal support, claw or screw mounting and supplied without cover plate

Pack	Cat.Nos	In One by Legrand thermostats
		To be equipped with special 2 gang frames without separation (p. 551)
		<b>PLC room thermostats</b>
		Suitable for electric floor or ceiling heating systems and oil or gas boilers
		Adjustable temperature range between + 7 °C and + 30 °C
		Adjustment precision +/- 0.5 °C
		1 output - potential-free contact
		Sends the orders to PLC multifunction switch (Cat.No 036 00) connected to the heating system (the boiler's internal thermostat, for example)
1	7710 94	White central cover
1	7712 94	Dark bronze central cover
1	7713 94	Aluminium central cover
1	7714 94	Titanium central cover
1	7715 94	Pearl central cover
		<b>Programmable room thermostats</b>
		Suitable for electric floor or ceiling heating systems, oil or gas boilers
		Daily and weekly programmes
		Visualization of the current programme on the thermostat's display
		Adjustable temperature range between + 7 °C and + 35 °C
		Adjustment precision +/- 0.5 °C ; 4 adjustable comfort levels
		Permanent saving of programmes 100 hours working reserve
1	7756 51	PLC thermostat 110/230 V~ Breaking capacity: max. 8 A
1	7756 65	RF thermostat Sends the control signal to an RF switch (Cat.No 916 29 p. 418) connected to the heating system Breaking capacity: max. 8 A supplied with batteries

Available  
September  
2007

Pack	Cat.Nos	Thermostats 230 V~ - 50/60 Hz (continued)
		<b>Comfort thermostat with one N/C contact and LED</b>
		8 A cos φ = 1 resistive circuits
		4 A cos φ = 0.6 inductive circuits
		Adjustment: 5 °C to 30 °C
1	7758 67	White central cover
1	7756 92	Dark Bronze central cover
1	7756 93	Aluminium central cover
1	7756 94	Titanium central cover
1	7756 95	Pearl central cover
		<b>Thermostat for electric floor heating</b>
		With one potential free N/O contact and LED, 16 A - 230 V~
		Adjustment: 10 °C to 60 °C
1	7758 58	White central cover
1	7756 88	Dark Bronze central cover
1	7756 89	Aluminium central cover
1	7756 90	Titanium central cover
1	7756 91	Pearl central cover
		<b>Electronic room thermostat</b>
1	7758 68	230 V~ 50/60 Hz Adjustment 5 °C to 30 °C Adjustment accuracy +/- 0.5 °C With one potential free C/O contact LV breaking capacity: 8 A - 250 V resistive circuit 2 A - 250 V inductive circuit ELV breaking capacity From 1 mA min. to 500 VA max. 12 to 48 V/12 to 24 V

Pack	Cat.Nos	Thermostats 230 V~ - 50/60 Hz
		<b>Thermostat with one potential free C/O contact</b>
		8 A cos φ = 1 resistive circuits
		4 A cos φ = 0.6 inductive circuits
		Adjustment: 5 °C to 30 °C
1	7758 15	White central cover
1	7756 84	Dark Bronze central cover
1	7756 85	Aluminium central cover
1	7756 86	Titanium central cover
1	7756 87	Pearl central cover

# Galea™ Life

safety and access control functions



7757 41 White finish



7757 42 Aluminium finish



7757 45 Aluminium finish



7759 52 Titanium finish



7759 54 Aluminium finish

Selection charts: cover plates (p. 546 to 551), frames (p. 552-553)

Mechanisms with metal support, screw mounting and supplied without cover plate

Pack	Cat.Nos	Safety functions	Pack	Cat.Nos	Access control functions
1	7757 41	<p>To limit risks and ensure the safety of people and property Can be used to raise an alarm in the same room or in another room. An activation command can be sent via mains-borne signalling to control an actuator</p> <p><b>Water leak detector</b> Indicates the presence of a conducting liquid via an LED. The height at which the sensor is installed determines the level of flooding Consumption: 0.1 mA in standby mode 25 mA in alarm mode Supplied with a sensor and a 2 metre cable</p> <p><b>Gas detectors</b> Indicates the presence of a gas via a LED and an audible signal Volume of the signal: 85 dB at 1 metre</p> <p>Methane gas detector Consumption: 120 mA in standby mode 164 mA in alarm mode</p> <p>Propane and Buthane gas detector Consumption: 112 mA in standby mode 145 mA in alarm mode</p> <p><b>Alarm repeater</b> Resends to another room the alarm signal received from the technical detectors LED indicator and audible alarm signal (85 dB at 1 metre) Equipped with a potential free contact (6 A resistive) Consumption: 52 mA in standby mode 137 mA in alarm mode</p> <p><b>Power supply unit</b> Transformer, 230 V AC/12 V AC max. 4 VA (200 mA). Can supply one of the 3 detectors For powers greater than 4 VA, use LEXIC transformer Cat.No 042 37</p> <p><b>In One by Legrand Interface</b> Power supply for one of the 3 detectors: 230 V AC / 12 VDC (200 mA) Allows through the power line the control of different devices (electro-valve), or electric security system)</p> <p><b>Smoke detector</b> Ceiling mounted Detects the white smoke Visual and audible alarm signal 85 dB at 1 m Power supply: 12 V ~ (for example Cat.No 047 95)</p>	1	7759 52	<p>For temporary energization of a circuit by showing an electronic key card Power supply 12 V Contact 5 A (24 V resistive)</p> <p><b>Access control mechanism</b></p> <p><b>User key card (4 cards supplied)</b> Unique code, cannot be copied If lost, a key card can be cancelled using the special key card Cat.No 898 09 Supplied with label-holder</p> <p><b>Special key card for programming</b> For re-programming user key cards Cat.No 898 08 and the contact time delay GP 23 (12 V) alkaline battery not supplied</p> <p><b>Complete access control kit</b> Comprises: Mechanism Cat.No 7759 52 8 key cards Cat.No 898 08 1 programming key card Cat.No 898 09</p> <p><b>Mechanical card-operated switch</b> Used to switch off all power in hotel rooms Switch on or off by inserting a standard format card, max. width 54 mm Card not supplied Mechanism equipped with an illuminated two-way push-button with 1 x 10 A C/O contact Equipped with a 0.5 mA green lamp Cat.No 7758 97</p>
1	7757 42		1	898 08	
1	7757 43		1	898 09	
1	7757 44		1	7759 53	
1	7757 45		10	7759 54	
1	7756 20				
1	406 10				

Available 2008

**NEW**

# Galea™ Life

sound distribution system, loudspeaker sockets, buzzers and chimes



7756 69 Aluminium finish



7756 66 Aluminium finish



7757 84 Titanium finish



7757 10 Titanium finish



Selection charts: cover plates (p. 546 to 551), frames (p. 552-553)

Pack	Cat.Nos	Sound distribution system for single room
1	7756 69	Mechanisms with metal support, screw or claw mounting Installation in Ø60 mm flush-mounting box, min. depth 40 mm Supplied with a grey cover plate  <b>Stereo FM tuner</b> Stereo FM tuner 2 x 1 W - 16 Ω Automatic scan, search and memorisation of radio stations With an auxiliary input: Ø3.5 mm jack (cable not supplied)
1	7756 74	<b>Power supply for tuner with integrated loudspeaker</b> To be associated with the stereo FM Tuner Cat.No 7756 69 Allows the sound distribution of the radio or of the auxiliary device Loudspeaker 1 W - 16 Ω
1	673 22	Power supply unit for false ceiling 230 V/15 V - 3.5 W Installation: Plexo box Cat.No 920 42
1	047 96	Modular power supply, 230 V/15 V - 15 W 5 modules

Pack	Cat.Nos	Sound distribution system for several rooms
1	7756 66	Installation in Ø60 mm flush mounting box, min. depth 40 mm  Central unit Main source input with Ø3.5 mm jack (Hi-Fi chain, PC...) On/off push-button Supplies with power all the local control units Cat.No 7756 67, in order to play the music in all the rooms of the house Consumption 1.5 W Supplied with 230 V/15 V 60 W modular power supply for mounting in panel (6 modules)
1	7756 67	Local stereo control with LCD screen 1 per room Stereo 2 x 1.5 W for 4-8 Ω loudspeaker With a Ø3.5 mm jack auxiliary input (i.e. MP3 player) Allows the selection of the input signal: main source/auxiliary source Volume, tone, balance control Alarm clock with sources or bip General call function from any local unit; response via integrated microphone Consumption 5 W
1	7756 68	Local FM tuner and intercommunication module Local control extension unit Cat.No 7756 67 Allows the selection of a local source (integrated FM tuner; memory: 20 radio frequencies) Functions: General call, intercom, baby monitoring Simple connection via flexible ribbon cable to the local control

Pack	Cat.Nos	Loudspeakers
1	673 29	<b>6.5" (230 mm) 100 W - 8 Ω</b> White Cut-out template provided
1	673 27	<b>2" (80 mm) "spot" type loudspeaker 2 W - 16 Ω</b> White Use a circular saw Ø65 mm
10	7757 84	<b>Stereo loudspeaker sockets</b> Mechanisms with metal support, screw or claw mounting, without cover plate For cables from 0.75 to 4 mm With screw terminals For connecting all types type of 8 or 16 Ω loudspeakers to sound distribution equipment
10	7757 85	Double loudspeaker socket
10	7757 85	Single loudspeaker socket

Pack	Cat.Nos	Buzzers
1	7757 11	Mechanism with metal support, screw mounting, without cover plate  <b>230 V - 50 Hz buzzers</b> Anthracite central cover plate
1	7757 12	White central cover plate

Pack	Cat.Nos	Electronic chimes 8/12 V - 50/60 Hz
1	7757 10	Mechanism with metal support, screw mounting, without rocker or frameplate For use with push-button Cat.No 7758 17 Anthracite central cover plate
1	7757 09	White central cover plate

Pack	Cat.Nos	Electronic chimes 230 V~ - 50/60 Hz
1	7757 17	Mechanism with metal support, screw mounting, without rocker or cover plate With 10 melodies (85 dB) Anthracite central cover plate
1	7757 18	White central cover plate



# Galea™ Life

cable outlet and blanking plates, pilot lights



7759 85 Titanium finish



7759 78 Dark Bronze finish



7759 40 Aluminium finish



7759 41 Titanium finish

Selection charts: cover plates (p. 546 to 551), frames (p. 552-553)

Mechanisms with metal support, claw or screw mounting and supplied without cover plate

## Miscellaneous functions

Pack	Cat.Nos	
10	7759 85	<b>Cable outlet</b> With 5 terminals for taking 5 x 2.5 mm <sup>2</sup> cables With cable grip
10	7759 86	<b>Cable outlet</b> Without terminals
10	7759 78	<b>Fuse carrier</b> With Anthracite Grey cap

## Blanking plates

Pack	Cat.Nos	
10	7770 78	Without cable grip With cover plate White
1	7712 78	Dark Bronze
1	7713 78	Aluminium
1	7714 78	Titanium
1	7715 78	Pearl

## Pilot lights

10	7759 40	<b>E 10 - 3 W lamp</b> Red diffuser
1	7759 43	<b>E 10 - 5 W lamp</b> Transparent diffuser
1	7759 44	<b>Information light</b> E 10 - 3 W lamp with transparent diffuser
1	7758 39	Symbols for information diffuser

## Accessories for pilot lights

10	7759 45	Transparent cover
10	7759 46	Green cover
10	7759 47	Orange cover
10	7759 48	Red cover
1	7759 41	<b>Self-contained pilot light unit 230 V~ - 50 Hz</b> Plug-in self-contained unit Working reserve 1 h With a 2.2 V E 10 - 0.25 A lamp Lights automatically in the event of a power cut With status indicator With two KR 18/29 1.2 V - 0.5 A NiCd batteries
1	7759 42	Replacement lamp for Cat.No 7759 41

## Information accessories

10	7758 00	<b>Set of replacement labels with symbols</b> For fitting in frameplates with indicators Cat.Nos 7770 11, 7712 11, 7713 11, 7714 11, 7715 11 Comprises 4 discs: Disk 1 - audible signal, lamp, red symbol and transparent symbol Disk 2 - key, fan, socket and cellar Disk 3 - up staircase and down staircase, entrance/garden Disk 4 - TV, computer, Hi-fi and heating
----	---------	---



# Galea™ Life

telephone sockets, data sockets



7759 38 Aluminium finish



7759 39 Titanium finish



7758 28 Pearl finish



7758 41 Dark Bronze finish

Selection charts: cover plates (p. 546 to 551), frames (p. 552-553)

Mechanisms with metal support, claw or screw mounting and supplied without cover plate

Pack	Cat.Nos	Telephone sockets
10	7759 38	<b>RJ 11 socket</b> 4 contacts with 1 connector Mechanism equipped with a 1/4 turn self-stripping connector
10	7759 39	<b>Double RJ 11 socket</b> 4 contacts with 2 connectors Mechanism equipped with a 1/4 turn self-stripping connectors
10	7759 37	<b>Special ISDN RJ 45 socket</b> 4 contacts with 2 connectors Mechanism equipped with a 1/4 turn self-stripping connectors
10	7757 81	<b>Double RJ 45/RJ 11 VDI socket</b> Socket with 1 RJ 11 connector and 1 RJ 45 cat. 6 UTP connector
<b>Data sockets for UTP cables</b>		
VDI (voice, data, image) sockets Fast connection sockets, no tool required Contacts marked with 568 A and B dual colour code and numbered Self-stripping terminals		
10	7757 61	<b>Category 5e</b> RJ 45 socket with 1 connector Screw mounting
10	7757 62	RJ 45 socket with 2 connectors Screw mounting
10	7757 65	RJ 45 socket with 1 connector Claw mounting
10	7757 66	RJ 45 socket with 2 connectors Claw mounting
10	7758 28	<b>Category 6</b> RJ 45 socket with 1 connector Screw mounting
10	7758 30	RJ 45 socket with 2 connectors Screw mounting
10	7758 23	RJ 45 socket with 2 connectors Claw mounting
10	7758 47	RJ 45 socket with 1 connector Claw mounting

Pack	Cat.Nos	Data sockets for STP cables
VDI (voice, data, image) sockets Fast connection sockets, no tool required Contacts marked with 568 A and B dual colour code and numbered Self-stripping terminals Screw mounting in flush mounting box		
10	7757 63	<b>Category 5e</b> RJ 45 socket with 1 connector
10	7757 64	RJ 45 socket with 2 connectors
10	7758 40	<b>Category 6</b> RJ 45 socket with 1 connector
10	7758 41	RJ 45 socket with 2 connectors
<b>Data sockets for FTP cables</b>		
VDI (voice, data, image) sockets Fast connection sockets, no tool required Contacts marked with 568 A and B dual colour code and numbered Self-stripping terminals Screw mounting in flush mounting box		
10	7757 98	<b>Category 6</b> RJ 45 socket with 1 connector
10	7757 99	RJ 45 socket with 2 connectors
<b>Data sockets for fibre optic cables</b>		
Screw mounting in flush mounting box		
1	7758 83	<b>SC fibre optic socket</b> With push-pull terminals
1	7758 84	<b>ST fibre optic socket</b> With bayonet terminals
10	7758 85	<b>Other data accessories</b> Adaptor for AMP data socket

**Galea™ Life**  
television sockets, miscellaneous accessories




7759 65 Pearl finish



7757 89 Aluminium finish



7710 96



7710 97

Selection charts: cover plates (p. 546 to 551), frames (p. 552-553)

Pack	Cat.Nos	Television sockets
		Mechanisms with metal support, claw or screw mounting and supplied without cover plate
		<b>Single TV sockets</b> For Ø9.5 mm plugs
10	7759 65	2400 MHz star architecture Attenuation 1.5 dB
10	7759 66	2400 MHz terminal Attenuation 10 dB
10	7759 67	2400 MHz through-wiring Attenuation 14 dB
10	7756 80	"F" star architecture
		<b>TV-FM sockets</b> For Ø9.5 mm plugs Male TV 5 to 862 MHz Female TV 87.5 to 108 MHz
10	7757 86	862 MHz star architecture Attenuation 1.5 dB
10	7757 87	862 MHz terminal Attenuation 10 dB
10	7757 88	862 MHz through-wiring Attenuation 14 dB
		<b>TV-FM-SAT sockets</b> For Ø9.5 mm plugs With automatic terminals No need to pull the earth Male TV 5 to 862 MHz Female TV 87.5 to 108 MHz SAT (IF1 + IF2) 950 to 2400 MHz
10	7757 89	2400 MHz star architecture Attenuation 1.5 dB
10	7757 90	2400 MHz terminal Attenuation 11 dB
10	7757 91	2400 MHz through-wiring Attenuation 15 dB

Pack	Cat.Nos	Miscellaneous accessories
		<b>Lamps</b> For illuminating standard mechanisms
10	7758 93	230 V - 1 mA lamp + cassette - neon
10	7758 94	230 V - 0.5 mA lamp + cassette - green
10	7758 95	230 V - 1.0 mA lamp + cassette - orange
10	7758 96	8-12 V - 15 mA lamp + cassette - green

Pack	Cat.Nos	Miscellaneous accessories (continued)
		<b>Replacement lamps</b>
10	7758 90	230 V - 1 mA - green
10	7758 97	230 V - 0.5 mA - green
10	7758 98	230 V - 1 mA - orange
10	7758 99	8-12 V - 15 mA - green
10	7758 92	E10 - 230 V - 3 W lamp
10	898 40	E10 - 230 V - 5 W lamp
10	7758 91	Replacement lamp for making illuminated functions Cat.Nos 7759 03 and 7759 01

Pack	Cat.Nos	Other accessories
10	7759 49	Long claws
20	7759 00	Site protective cover
50	7759 92	VDI claws - for claw mounting RJ 45 STP mechanisms

Pack	Cat.Nos	Surface mounting boxes
		<b>Horizontal mounting</b>
10	7710 96	1-gang
5	7710 97	2-gang
1	7710 98	3-gang
10	7761 84	Cable and tube accessory for surface mounting box
10	7761 85	Multigang accessory for surface mounting box

**NEW**

# Galea™ Life

socket outlets



7759 21 Pearl finish



7759 30 White finish



7758 48 White finish



Selection charts: cover plates (p. 546 to 551), frames (p. 552-553)

Pack	Cat.Nos	Socket outlets
		Mechanisms with metal support, screw or claw mounting, without cover plate IP 2X protection
10	7759 16	<b>2P sockets</b> 2P 
10	7759 21	<b>German standard, screw terminals</b> 2P+E 
10	7759 30	2P+E tamperproof 
1	7759 25	2P+E with voltage surge protector and white cover plate 
10	7759 20	<b>German standard automatic terminals</b> 2P+E 
10	7758 48	<b>British standard screw terminals 13 A / 250 V</b> Switched with safety shutters 
10	7758 49	Unswitched 
		<b>Euro-US and US standards Screw terminals</b>
10	7758 36	2P Euro/US 15 A / 127 V - 16 A / 250 V 
10	7758 37	2P+E Euro/US 15 A / 127 V - 16 A / 250 V 
10	7758 38	2P+E US 15 A / 127 V 

Pack	Cat.Nos	Socket outlets with mechanical plug ejection
		<b>2P+E screw terminals supplied with cover plate</b>
10	7770 24	White
5	7712 24	Dark Bronze
5	7713 24	Aluminium
5	7714 24	Titanium
5	7715 24	Pearl

Pack	Cat.Nos	Socket outlets with cover plate German standard
		Mechanisms with metal support, screw or claw mounting supplied with cover plate IP 2X protection, automatic terminals
		<b>2P+E</b>
10	7710 62	White
10	7712 62	Dark Bronze
10	7713 62	Aluminium
10	7714 62	Titanium
10	7715 62	Pearl
		<b>2P+E with safety shutters</b>
10	7710 63	White
10	7712 63	Dark Bronze
10	7713 63	Aluminium
10	7714 63	Titanium
10	7715 63	Pearl
		<b>2P+E with safety shutters and cover</b>
10	7710 64	White
10	7712 64	Dark Bronze
10	7713 64	Aluminium
10	7714 64	Titanium
10	7715 64	Pearl
		<b>2P+E with tamperproof</b>
10	7710 29	Red 

Pack	Cat.Nos	Socket outlets with cover plate and frame German standard
		Mechanisms with metal support, screw or claw mounting supplied with cover plate and frame IP 2X protection
		<b>2P+E - screw terminals</b>
10	7710 39	White
10	7712 39	Dark Bronze
10	7713 39	Aluminium
10	7714 39	Titanium
10	7715 39	Pearl
		<b>2P+E - automatic terminals</b>
10	7710 40	White
10	7712 40	Dark Bronze
10	7713 40	Aluminium
10	7714 40	Titanium
10	7715 40	Pearl

**Galea™ Life**  
power sockets, IP 44 functions



7710 44 White finish



7710 45 White finish



7712 31 Dark Bronze finish



7758 52 White finish



7759 24 White finish

Selection charts: cover plates (p. 546 to 551), frames (p. 552-553)

Pack	Cat.Nos	Socket outlets with lamp indicator German standard
		Mechanisms with metal support, screw or claw mounting supplied with cover plate IP 2X protection, screw terminals
		<b>2P+E with safety shutters</b>
10	7710 48	White cover plate
10	7710 44	Green cover plate
10	7710 45	Orange cover plate
10	7710 46	Red cover plate
10	7710 47	Yellow cover plate

Pack	Cat.Nos	Twin socket outlets German standard
		Mechanisms with metal support, screw and clip mounting supplied with cover plate and frame IP 2X protection
		<b>2P+E - screw terminals</b>
5	7710 30	White
5	7712 30	Dark Bronze
5	7713 30	Aluminium
5	7714 30	Titanium
5	7715 30	Pearl
		<b>2P+E - screw terminals with safety shutters</b>
5	7710 31	White
5	7712 31	Dark Bronze
5	7713 31	Aluminium
5	7714 31	Titanium
5	7715 31	Pearl
		<b>2P+E - automatic terminals with safety shutters</b>
5	7710 33	White
5	7712 33	Dark Bronze
5	7713 33	Aluminium
5	7714 33	Titanium
5	7715 33	Pearl

Pack	Cat.Nos	IP 44 mechanisms
		Mechanisms with metal support, screw or claw mounting and supplied with white cover plate Control mechanism, socket for installation in Ø60 mm boxes flush mounting boxes with IP 44 protection
10	7758 52	Switch
10	7710 20	Two-way switch
10	7710 21	2-gang one-way switch
10	7710 22	2-gang two-way switch
10	7710 23	Latching push-button
10	7710 24	Intermediate switch
10	7759 24	2P+E German standard socket outlet screw terminals
10	7710 27	2P+E German standard socket outlet automatic terminals
10	7759 29	2P+T French standard socket outlet screw terminals

**NEW**

**Galea™ Life**  
 functions

Mechanisms			Rocker or cover plates				
			White	Dark Bronze	Soft Aluminium	Titanium	Pearl
PLC/IR one way switch	7756 33		7710 92	7712 92	7713 92	7714 92	7715 92
RF one way switch	7756 36						
PLC/IR one way switch with state indicator	7756 35		7710 71	7712 71	7713 71	7714 71	7715 71
PLC/IR two-gang one-way switch	7756 32		7710 91	7712 91	7713 91	7714 91	7715 91
PLC/IR two-gang one-way switch with state indicator	7756 34		7710 70	7712 70	7713 70	7714 70	7715 70
PLC/IR switch dimmer 300 W	7756 37		7710 69	7712 69	7713 69	7714 69	7715 69
RF switch dimmer	7756 42						
PLC/IR switch dimmer 300 W, with bargraph indicator	7756 49		7710 90	7712 90	7713 90	7714 90	7715 90
PLC/IR switch dimmer 600 W, with bargraph indicator	7756 38						
RF switch dimmer 600 W, with bargraph indicator	7756 43						
PLC automatic switch with override	7756 21		7710 87	7712 87	7713 87	7714 87	7715 87
PLC/IR individual roller blinds control, transmitter-receiver	7756 22		7770 61	7712 61	7713 61	7714 61	7715 61
PLC/IR general roller blinds control	7756 25						
RF individual roller blinds control	7756 27						
RF general roller blinds control	7756 29						
PLC/IR individual roller blinds control, with preset levels	7756 23		7710 65	7712 65	7713 65	7714 65	7715 65
PLC/IR individual roller blinds control with manual override button for wind/sun safety kit	7756 24		7810 81	7812 81	7813 81	7814 81	7815 81
PLC/IR general roller blinds control, with action indicator	7756 26		7810 82	7812 82	7813 82	7814 82	7815 82
PLC/IR lighting scenario controller	7756 40		7710 91/93	7712 91/93	7713 91/93	7714 91/93	7715 91/93
RF lighting scenario controller	7756 16						
PLC/IR scenario controller	7756 18		7710 93	7712 93	7713 93	7714 93	7715 93
RF scenario controller	7756 45						
PLC/IR standard thermostat	mechanism supplied with cover plate		7710 94	7712 94	7713 94	7714 94	7715 94
PLC programmable thermostat	7756 51		7810 83	7812 83	7813 83	7814 83	7815 83
RF programmable thermostat	7756 65						
<b>In One by Legrand</b> interface	7756 20		7810 78	7812 78	7813 78	7814 78	7815 78

Red catalogue numbers: New products

# Galea™ Life

selection chart

Mechanisms		Rocker or cover plates					
		White	Dark Bronze	Soft Aluminium	Titanium	Pearl	
<b>LIGHTING CONTROL MECHANISMS</b>							
Switch 10 A	7758 01		7770 10	7712 10	7713 10	7714 10	7715 10
Two-way switch 10 A	7758 06						
Intermediate switch 10 A	7758 07						
Switch 16 A	7756 04						
Two-way switch 16 A	7756 06						
Push-button 10 A	7758 11						
Changeover push-button	7758 16		7770 44	7712 44	7713 44	7714 44	7715 44
Switch 10 A	7758 01						
Two-way switch 10 A	7758 06						
Intermediate switch 10 A	7758 07						
Switch 16 A	7756 04						
Two-way switch 16 A	7756 06						
Push-button 10 A	7758 11		7770 46	7712 46	7713 46	7714 46	7715 46
Changeover push-button	7758 16						
Pull cord switch 6 AX	7758 09						
Pull cord changeover push-button 10 A	7758 19		7770 48	7712 48	7713 48	7714 48	7715 48
Illuminated push-button round shape	7758 44						
Illuminated switch 10 A	7756 00						
Indicator switch with neutral 10 A	7756 01		7770 19	7712 19	7713 19	7714 19	7715 19
Illuminated two-way switch 10 A	7756 02						
Two-way indicator switch with neutral 10 A	7758 20						
Illuminated intermediate switch 10 A	7758 27						
Illuminated two-way switch 16 A	7756 09						
Illuminated push-button 10 A	7758 13						
Illuminated changeover push-button with neutral 10 A	7758 46						
Illuminated changeover push-button with potential free contact (for use with buzzer Cat.Nos 7759 09/10) 10 A	7758 17						
Illuminated switch 10 A	7756 00						
Indicator switch with neutral 10 A	7756 01						
Illuminated two-way switch 10 A	7756 02		7770 11	7712 11	7713 11	7714 11	7715 11
Two-way indicator switch with neutral 10 A	7758 20						
Illuminated intermediate switch 10 A	7758 27						
Illuminated two-way switch 16 A	7756 09						
Illuminated push-button 10 A	7758 13						
Illuminated changeover push-button with neutral 10 A	7758 46						
Illuminated changeover push-button with potential free contact (for use with buzzer Cat.Nos 7759 09/10) 10 A	7758 17						
Illuminated switch 10 A	7756 00						
Indicator switch with neutral 10 A	7756 01						
Illuminated two-way switch 10 A	7756 02						
Two-way indicator switch with neutral 10 A	7758 20	Lamp symbol 7710 10					
Illuminated intermediate switch 10 A	7758 27	Key symbol 7710 11					
Illuminated two-way switch 16 A	7756 09	Bell symbol 7710 12					
Illuminated push-button 10 A	7758 13						
Illuminated changeover push-button with neutral 10 A	7758 46						
Illuminated changeover push-button with potential free contact (for use with buzzer Cat.Nos 7759 09/10) 10 A	7758 17						



**NEW**
**Galea™ Life**  
 selection chart

Mechanisms			Rocker or cover plates				
			White	Dark Bronze	Soft Aluminium	Titanium	Pearl
<b>LIGHTING CONTROL MECHANISMS (continued)</b>							
Changeover push-button + two-way switch	7758 10		7770 12	7712 12	7713 12	7714 12	7715 12
2-gang one-way switch 10 A	7758 05						
2-gang two-way switch 10 A	7758 08						
2-gang changeover push-button 10 A	7758 18						
Illuminated 2-gang one-way switch	7758 25		7710 79	7712 79	7713 79	7714 79	7715 79
Illuminated 2-gang two-way switch 10 A	7756 08						
2-gang one-way indicator switch	7758 69						
2-pole switch 10 A	7758 02		7770 15	7712 15	7713 15	7714 15	7715 15
3-pole switch 400 V	7758 03						
2-pole switch 16 A	7756 05						
2-pole indicator switch with neutral	7758 22		7770 18	7712 18	7713 18	7714 18	7715 18
2-pole indicator switch 16 A	7756 81						
2-gang one-way indicator switch with neutral 10 A - 1 circuit	7758 45		7770 45	7712 45	7713 45	7714 45	7715 45
Illuminated push-button with label holder	7758 13		7770 17	7712 17	7713 17	7714 17	7715 17
<b>VENTILATION CONTROL AND TIME SWITCH DEVICES</b>							
3-position rotary control knob (2-1-3) 20 A 250 V~	7759 57		7770 57	7712 57	7713 57	7714 57	7715 57
4-position rotary control knob (0-1-2-3-) 20 A 250 V~	7759 58						
2-position rotary control knob (0-1) 32 A 250 V~	7759 59						
Time switch with mechanical adjustment from 0 to 15 minutes 16 A 250 V~	7759 62						
Time switch with mechanical adjustment from 0 to 120 minutes 16 A 250 V~	7759 64						
<b>DIMMERS AND AUTOMATIC SWITCHES</b>							
Dimmer 400 W	7756 54		7710 68	7712 68	7713 68	7714 68	7715 68
Dimmer 420 W	7759 03		7770 60	7712 60	7713 60	7714 60	7715 60
Electronic potentiometer 1-10 V	7759 01						
Dimmer 1 000 W	7759 10		7770 59	7712 59	7713 59	7714 59	7715 59
Dimmer for all loads 400 W	7756 52		7710 86	7712 86	7713 86	7714 86	7715 86
Dimmer 600 W	7756 53						
2-wire automatic switch 300 W	7756 55		7710 88	7712 88	7713 88	7714 88	7715 88
2-wire automatic switch 400 W with override	7756 56		7710 87	7712 87	7713 87	7714 87	7715 87
3-wire automatic switch 1 000 W with override	7756 57						

Red catalogue numbers: New products

# Galea™ Life

selection chart

Mechanisms			Rocker or cover plates					
			White	Dark Bronze	Soft Aluminium	Titanium	Pearl	
<b>DETECTORS AND ALARM</b>								
Water leak detector	7757 41		7770 43	7712 43	7713 43	7714 43	7715 43	
Methane gas detector	7757 42							
Propane and Butane gas detector	7757 43							
Alarm repeater	7757 44							
Power supply unit for technical alarm	7757 45		7770 19	7712 19	7713 19	7714 19	7715 19	
<b>ACCESS CONTROL MECHANISMS</b>								
Access control mechanism	7759 52		7770 52	7712 52	7713 52	7714 52	7715 52	
Complete access control kit	7759 53							
Mechanical card-operated switch	7759 54		7770 54	7712 54	7713 54	7714 54	7715 54	
<b>SOUND EQUIPMENT</b>								
Double loudspeaker socket	7757 84		7710 25	7712 25	7713 25	7714 25	7715 25	
Single loudspeaker socket	7757 85		7710 00	7712 00	7713 00	7714 00	7715 00	
Central unit	7756 66		7710 49	7712 49	7713 49	7714 49	7715 49	
Power supply for tuner with integrated loudspeaker	7756 74		(supplied with grey cover plate)					
Local stereo control with LCD screen	7756 67		7710 50	7712 50	7713 50	7714 50	7715 50	
Local FM tuner and intercommunication module	7756 68		7710 51	7712 51	7713 51	7714 51	7715 51	
<b>CABLE OUTLET AND BLANKING PLATES, PILOT LIGHTS</b>								
Cable outlet with 5 terminals	7759 85		7770 85	7712 85	7713 85	7714 85	7715 85	
Cable outlet without terminals	7759 86							
Blanking plates	White cover plate						(supplied with cover plate)	
	Dark Bronze cover plate							7770 78
	Aluminium cover plate							7712 78
	Titanium cover plate							7713 78
	Pearl cover plate							7714 78
Self-contained pilot light unit 230 V - 50 Hz	7759 41		7770 41	7712 41	7713 41	7714 41	7715 41	
Pilot light with E 10 - 3 W lamp with a red diffuser	7759 40		7770 19	7712 19	7713 19	7714 19	7715 19	
Pilot light with E 10 - 5 W lamp with a transparent diffuser	7759 43							
Information light with E 10 - 3 W lamp with a transparent diffuser	7759 44							
Fuse carrier with Anthracite Grey cap	7759 78		7770 77	7712 77	7713 77	7714 77	7715 77	

Red catalogue numbers: New products

**NEW**
**Galea™ Life**  
 selection chart

Mechanisms			Rocker or cover plates					
			White	Dark Bronze	Soft Aluminium	Titanium	Pearl	
<b>ROLLER BLINDS CONTROLS</b>								
Roller blind rotary control knob	7758 53		7770 57	7712 57	7713 57	7714 57	7715 57	
Key switch with DIN key mechanism	7759 60		7711 76	7711 77	7711 78	7711 79	7711 80	
2-pole two-way key switch (central control)	7759 61		7711 71	7711 72	7711 73	7711 74	7711 75	
Roller blind switch, 2-pole, with key supplied with RONIS 601 key	White cover	7757 52						
	Dark Bronze cover	7757 53						
	Aluminium cover	7757 54						
	Titanium cover	7757 55						
	Pearl cover	7757 56						
Roller blind push-button 2-pole, with key supplied with RONIS 601 key	White cover	7755 52		7770 19	7712 19	7713 19	7714 19	7715 19
	Dark Bronze cover	7755 53						
	Aluminium cover	7755 54						
	Titanium cover	7755 55						
	Pearl cover	7755 56						
Roller blind switch with (switch + push-button) supplied with RONIS 601 key	White cover	7755 58						
	Dark Bronze cover	7755 59						
	Aluminium cover	7755 60						
	Titanium cover	7755 61						
	Pearl cover	7755 62						
2-gang roller blind switch	7758 04		7770 14	7712 14	7713 14	7714 14	7715 14	
2-gang roller blind push-button	7758 14							
Roller blind control for SOMFY motors	7756 83		7770 61	7712 61	7713 61	7714 61	7715 61	
Roller blind control	White cover	7757 46		7770 19	7712 19	7713 19	7714 19	7715 19
	Dark Bronze cover	7756 96						
	Aluminium cover	7756 97						
	Titanium cover	7756 98						
	Pearl cover	7756 99						
<b>THERMOSTATS</b>								
Electronic room thermostat	7758 68		7770 53	7712 53	7713 53	7714 53	7715 53	
Thermostat (supplied with central cover)	White	7758 15						
	Dark Bronze	7756 84						
	Aluminium	7756 85						
	Titanium	7756 86						
	Pearl	7756 87						
Comfort thermostat with LED (supplied with central cover)	White	7758 67		7770 19	7712 19	7713 19	7714 19	7715 19
	Dark Bronze	7756 92						
	Aluminium	7756 93						
	Titanium	7756 94						
	Pearl	7756 95						
Thermostat for floor heating with LED (supplied with central cover)	White	7758 58						
	Dark Bronze	7756 88						
	Aluminium	7756 89						
	Titanium	7756 90						
	Pearl	7756 91						

Red catalogue numbers: New products

# Galea™ Life

selection chart

Mechanisms			Rocker or cover plates				
			White	Dark Bronze	Soft Aluminium	Titanium	Pearl
<b>BUZZERS AND CHIMES</b>							
Buzzer 230 V - 50 Hz with Anthracite central cover plate	7757 11		7770 19	7712 19	7713 19	7714 19	7715 19
Buzzer 230 V - 50 Hz with White central cover plate	7757 12						
Electronic chime 8/12 V - 50/60 Hz with Anthracite central cover plate	7757 10						
Electronic chime 8/10 V - 50/60 Hz with White central cover plate	7757 09						
Electronic chime 230 V with Anthracite central cover plate	7757 17						
Electronic chime 230 V with White central cover plate	7757 18						
<b>TELEPHONE SOCKETS, DATA SOCKETS</b>							
RJ 11 socket	7759 38		7770 95	7712 95	7713 95	7714 95	7715 95
Double RJ 11 socket	7759 39		7770 75	7712 75	7713 75	7714 75	7715 75
Special ISDN RJ 45 socket	7759 37						
Double RJ 45/RJ 11 VDI socket	7757 81						
RJ 45 socket UTP, cat. 5e, screw, 1 connector	7757 61						
RJ 45 socket UTP, cat. 5e, screw, 2 connectors	7757 62						
RJ 45 socket UTP, cat. 5e, claw, 1 connector	7757 65						
RJ 45 socket UTP, cat. 5e, claw, 2 connectors	7757 66						
RJ 45 socket UTP, cat. 6, screw, 1 connector	7758 28						
RJ 45 socket UTP, cat. 6, screw, 2 connectors	7758 30						
RJ 45 socket FTP, cat. 6, screw, 1 connector	7757 98						
RJ 45 socket FTP, cat. 6, screw, 2 connectors	7757 99						
RJ 45 socket UTP, cat. 6, claw, 1 connector	7758 47						
RJ 45 socket UTP, cat. 6, claw, 2 connectors	7758 23						
RJ 45 socket STP, cat. 5 <sup>e</sup> , screw, 1 connector	7757 63						
RJ 45 socket STP, cat. 5 <sup>e</sup> , screw, 2 connectors	7757 64						
RJ 45 socket STP, cat. 6, screw, 1 connector	7758 40						
RJ 45 socket STP, cat. 6, screw, 2 connectors	7758 41						
SC fibre optic socket	7758 83		7770 76	7712 76	7713 76	7714 76	7715 76
ST fibre optic socket	7758 84						
Adaptor for AMP data socket	7758 85		7770 76	7712 76	7713 76	7714 76	7715 76
<b>TELEVISION SOCKETS</b>							
Single TV socket 2400 Mhz star architecture	7759 65		7770 66	7712 66	7713 66	7714 66	7715 66
Single TV socket 2400 Mhz terminal	7759 66						
Single TV socket 2400 Mhz star through-wiring	7759 67						
Single TV socket "F" star architecture	7756 80		7710 72	7712 72	7713 72	7714 72	7715 72
TV-FM socket 862 Mhz star architecture	7757 86						
TV-FM socket 862 Mhz terminal	7757 87						
TV-FM socket 862 Mhz through-wiring	7757 88		7710 73	7712 73	7713 73	7714 73	7715 73
TV-FM-SAT socket 2 400 Mhz star architecture	7757 89						
TV-FM-SAT socket 2 400 Mhz terminal	7757 90						
TV-FM-SAT socket 2 400 Mhz through-wiring	7757 91						

Red catalogue numbers: New products


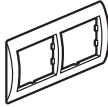

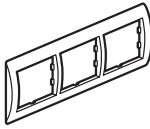



















**NEW**
**Galea™ Life**  
 selection chart

Mechanisms			Rocker or cover plates					
			White	Dark Bronze	Soft Aluminium	Titanium	Pearl	
<b>SOCKET OUTLETS</b>								
2P socket	7759 16		7770 26	7712 26	7713 26	7714 26	7715 26	
2P+E, German standard, screw terminals	7759 21		7770 20	7712 20	7713 20	7714 20	7715 20	
2P+E, German standard, automatic terminals	7759 20							
2P+E, German standard, screw terminals	7759 21	With shutters	7770 21	7712 21	7713 21	7714 21	7715 21	
2P+E, German standard, automatic terminals	7759 20							
2P+E, German standard, screw terminals	7759 21	With shutters and cover	7770 22	7712 22	7713 22	7714 22	7715 22	
2P+E, German standard, automatic terminals	7759 20							
2P+E, German standard tamperproof, screw terminals	7759 30		Red cover plate 7770 29					
2P+E, German standard, screw terminals	7759 21		Red 7770 79	Green 7770 34	Orange 7770 42			
2P+E, German standard automatic terminals	7759 20							
2P+E, German standard with mechanical plug ejection	White cover	7770 24						(supplied with cover plate)
	Dark Bronze cover	7712 24						
	Aluminium cover	7713 24						
	Titanium cover	7714 24						
	Pearl cover	7715 24						
2P+E, German standard with indicator lamp cover plate and safety shutters	White cover plate	7710 48						(supplied with cover plate)
	Green cover plate	7710 44						
	Orange cover plate	7710 45						
	Red cover plate	7710 46						
	Yellow cover plate	7710 47						
2P Euro US standard	7758 36		7770 19	7712 19	7713 19	7714 19	7715 19	
2P+E Euro US standard	7758 37							
2P+E US standard	7758 38							
BS standard socket without switch	7758 49							
2P+E, BS standard switched socket with safety shutters	7758 48		7770 96	7712 96	7713 96	7714 96	7715 96	
<b>Special frames for programmable thermostats and Galea Life door entry system</b>			<b>Special frames without separation</b>					
			White	Dark Bronze	Soft Aluminium	Titanium	Pearl	
2-gang frame, without separation			7719 00	7719 10	7719 20	7719 30	7719 40	
2 x 2-gang frame, without separation			-	-	7719 50	-	-	

Red catalogue numbers: New products

# Galea™ Life


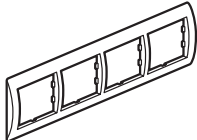

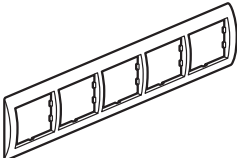

















selection chart

Frames						
		1 gang	2 gang	2 gang	3 gang	3 gang
White		7710 01 / 7710 13 <sup>(1)</sup>	7710 02 / 7710 14 <sup>(1)</sup>	7710 06	7710 03 / 7710 15 <sup>(1)</sup>	7710 07
Dark Bronze		7712 01	7712 02	7712 06	7712 03	7712 07
Soft Aluminium		7713 01	7713 02	7713 06	7713 03	7713 07
Titanium		7714 01	7714 02	7714 06	7714 03	7714 07
Pearl		7715 01	7715 02	7715 06	7715 03	7715 07
Metal Magic Red		7719 01	7719 02	7719 06	7719 03	7719 07
Metal Magic Blue		7719 11	7719 12	7719 16	7719 13	7719 17
Metal Magic Green		7719 21	7719 22	7719 26	7719 23	7719 27
Metal Chrome		7719 31	7719 32	7719 36	7719 33	7719 37
Metal Black Nickel		7719 41	7719 42	7719 46	7719 43	7719 47
Metal Brushed Aluminium		7719 51	7719 52	7719 56	7719 53	7719 57
Maple		7719 61	7719 62	7719 66	7719 63	7719 67
Cherry wood		7719 71	7719 72	7719 76	7719 73	7719 77
Mahogany		7719 81	7719 82	7719 86	7719 83	7719 87
Corian® Cocoa Brown		7717 01	7717 02	7717 06	7717 03	7717 07
Corian® Everest		7717 11	7717 12	7717 16	7717 13	7717 17
Corian® Oyster <sup>(2)</sup>		7717 21	7717 22	7717 26	7717 23	7717 27
Corian® Canyon <sup>(2)</sup>		7717 31	7717 32	7717 36	7717 33	7717 37
Corian® Moss <sup>(2)</sup>		7717 41	7717 42	7717 46	7717 43	7717 47
Corian® Macadam <sup>(2)</sup>		7717 51	7717 52	7717 56	7717 53	7717 57
Corian® Gray Fieldstone <sup>(2)</sup>		7717 61	7717 62	7717 66	7717 63	7717 67
Corian® Flint <sup>(2)</sup>		7717 71	7717 72	7717 76	7717 73	7717 77
Corian® Fossil <sup>(2)</sup>		7717 81	7717 82	7717 86	7717 83	7717 87
Corian® Gray Savannah <sup>(2)</sup>		7717 91	7717 92	7717 96	7717 93	7717 97
Leather Havanna		7719 90	7719 91	7719 93	7719 92	7719 94
Leather Club		7719 95	7719 96	7719 98	7719 97	7719 99

(1) Frames with label holder  
 (2) Colours available on request (please consult us)



**NEW**
**Galea™ Life**  
 selection chart

<b>Frames</b>  	 <b>4 gang</b>	 <b>4 gang</b>	 <b>5 gang</b>	 <b>5 gang</b>
White 	7710 04	7710 08	7710 05	7710 09
Dark Bronze 	7712 04	7712 08	7712 05	7712 09
Soft Aluminium 	7713 04	7713 08	7713 05	7713 09
Titanium 	7714 04	7714 08	7714 05	7714 09
Pearl 	7715 04	7715 08	7715 05	7715 09
Metal Magic Red 	7719 04	7719 08	7719 05	7719 09
Metal Magic Blue 	7719 14	7719 18	7719 15	7719 19
Metal Magic Green 	7719 24	7719 28	7719 25	7719 29
Metal Chrome 	7719 34	7719 38	7719 35	7719 39
Metal Black Nickel 	7719 44	7719 48	7719 45	7719 49
Metal Brushed Aluminium 	7719 54	7719 58	7719 55	7719 59
Maple 	7719 64	7719 68	7719 65	7719 69
Cherry Wood 	7719 74	7719 78	7719 75	7719 79
Mahogany 	7719 84	7719 88	7719 85	7719 89
Corian® Cocoa Brown 	7717 04	7717 08	7717 05	7717 09
Corian® Everest 	7717 14	7717 18	7717 15	7717 19
Corian® Oyster <sup>(1)</sup>	7717 24	7717 28	7717 25	7717 29
Corian® Canyon <sup>(1)</sup>	7717 34	7717 38	7717 35	7717 39
Corian® Moss <sup>(1)</sup>	7717 44	7717 48	7717 45	7717 49
Corian® Macadam <sup>(1)</sup>	7717 54	7717 58	7717 55	7717 59
Corian® Gray Fieldstone <sup>(1)</sup>	7717 64	7717 68	7717 65	7717 69
Corian® Flint <sup>(1)</sup>	7717 74	7717 78	7717 75	7717 79
Corian® Fossil <sup>(1)</sup>	7717 84	7717 88	7717 85	7717 89
Corian® Gray Savannah <sup>(1)</sup>	7717 94	7717 98	7717 95	7717 99

(1) Colours available on request (please consult us)

# Proven quality

## Galea - Metallic



Aluminium



Bronze

## Galea - Metal



Gold/Sand

## Creo



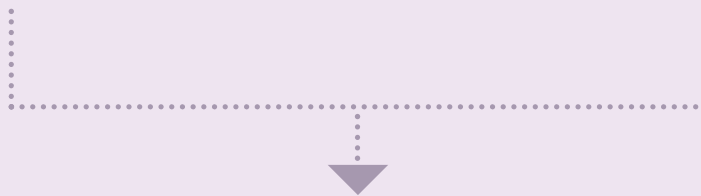
White



Almond



**In One by Legrand**  
scenario controller



> Pro 21: the same high quality mechanism for Galea and Creo

